



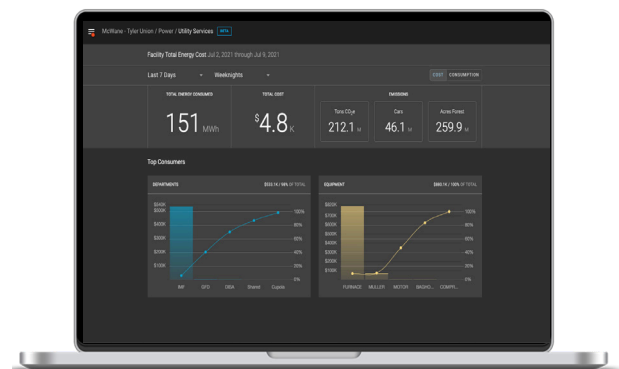
**SimplySnap Energy Management is an adaptable, easy-to-use monitoring solution that helps identify where the plant is wasting energy so managers can develop a corrective action plan to optimize energy usage and lower operational costs in the facility.**

SimplySnap wirelessly sub-meters the energy consumption and calculates the cost of equipment, departments, and can roll-up energy data across the whole facility. SimplySnap provides additional insights by gathering data from sensors attached to existing HVAC systems, air compressors, paint booths, welders, furnaces and other process equipment. Using comparison charts and reporting tools, companies can prioritize savings opportunities and take action to lower energy costs in a demonstrable manner for the entire factory.

## SIMPLE USER INTERFACE

**With SimplySnap, users can access detailed energy measurements and reports organized by facility, departments, or equipment type using a web browser on any computer or smart device.**

The responsive design and intuitive user interface works great on laptops, tablets, or phones for quick access and real time updates to the system. Our intelligent energy management system scales easily to support large organizations with single or multiple facilities.



# KEY APPLICATIONS

## MANUFACTURING FACILITIES



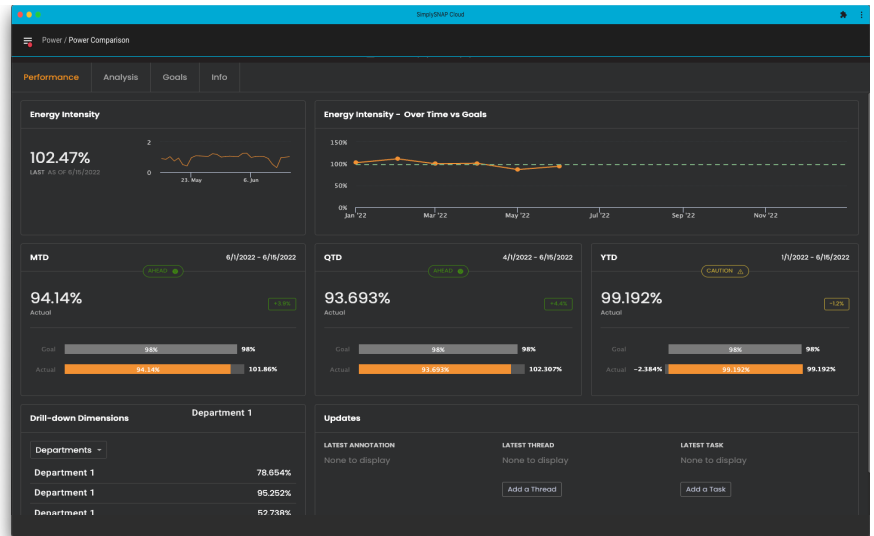
- + Automotive
- + Fabricated Metal
- + Foundries

- + Heavy Equipment
- + Light Industrial
- + Processing Plants

# SOFTWARE FEATURES

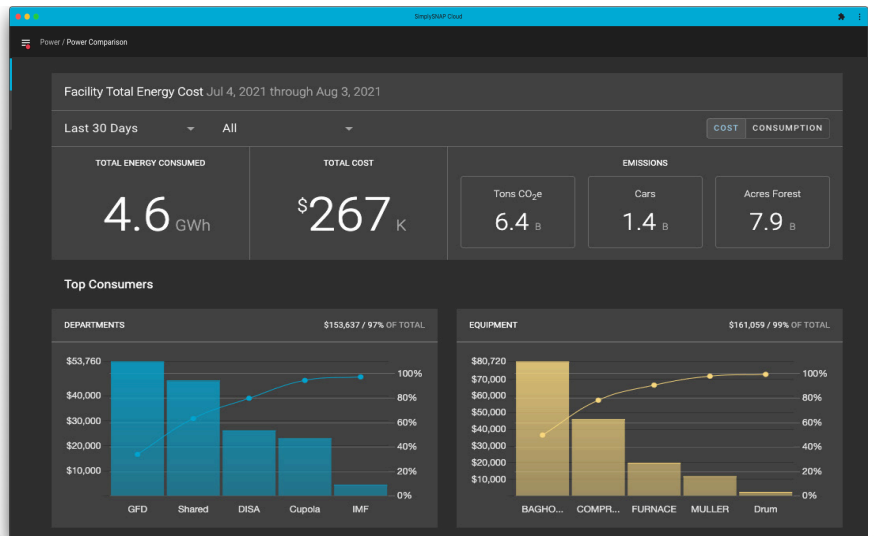
## CORPORATE SUSTAINABILITY METRICS

Summary dashboards show Corporate and Division level Energy Intensity and Scope 2 Emission metrics to track the progress against corporate goals to reduce energy consumption and improve efficiency.



## ENERGY SITE OVERVIEW

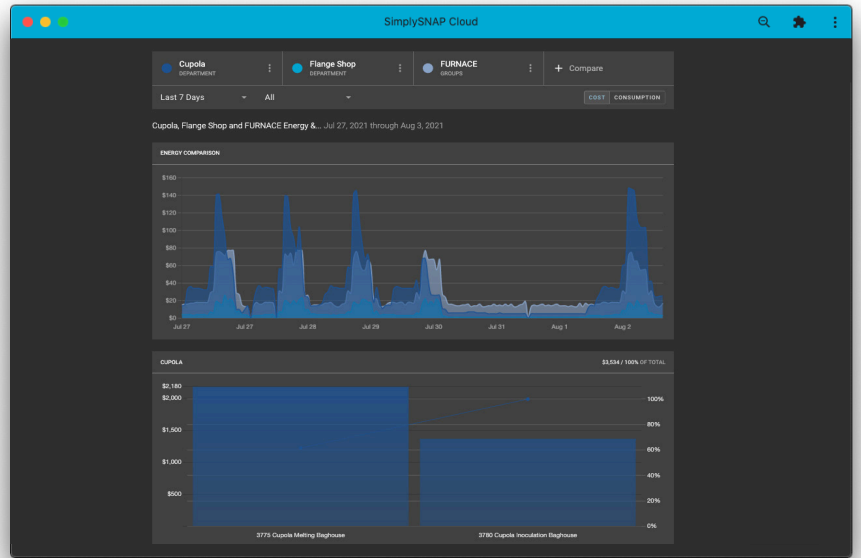
Analyze the overall energy consumption and cost of a facility. SimplySnap allows you to view energy data across departments, equipment groups, and use filters across different timeframes to understand where and when the most energy is used.



# SOFTWARE FEATURES

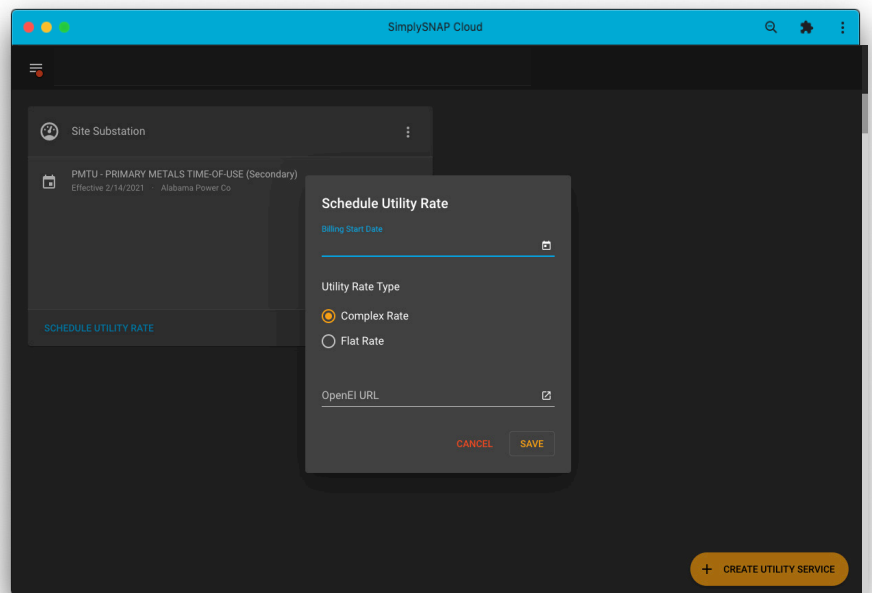
## ENERGY EXPLORER

Compare energy use across departments and timeframes to understand detailed energy consumption and cost. The Energy Explorer comparison tools and Pareto charts help prioritize efforts on the top consuming departments and equipment to save energy.



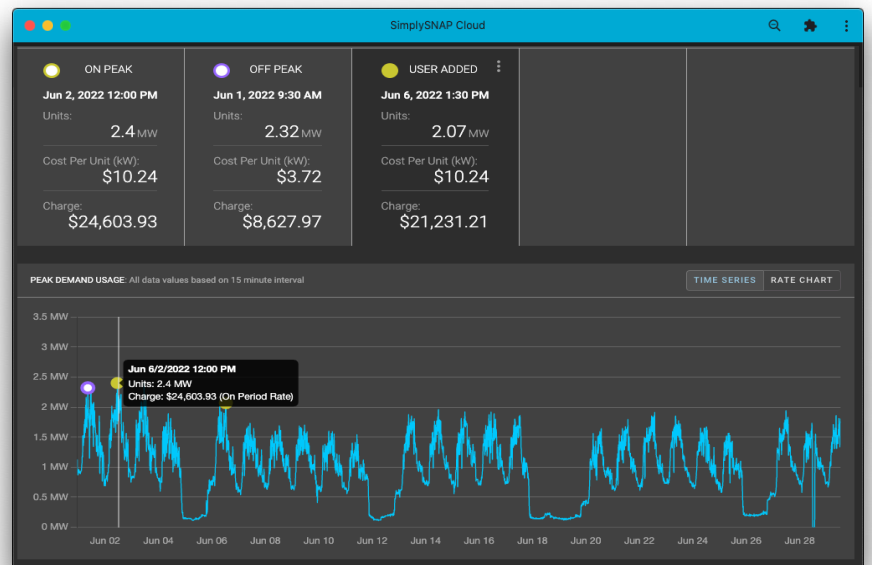
## CALCULATE UTILITY COSTS

SimplySnap's energy cost algorithm uses the utility rate structure to convert power consumption into dollars. It considers complex structures that have different rates depending on the month and time of day. It also considers the cost of peak demand in a given month.



## PEAK DEMAND INSIGHTS

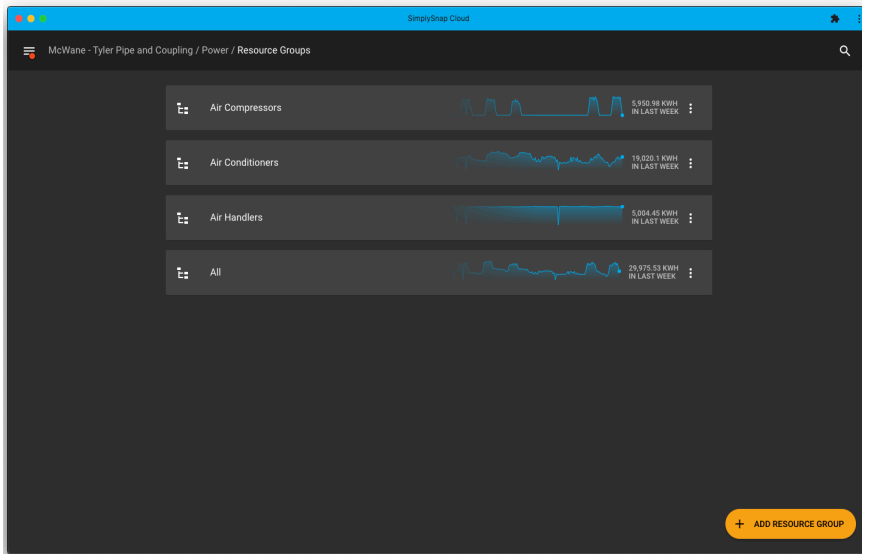
See what equipment and departments contribute the most to peak demand charges and when the demand periods occur. With this data build an informed strategy to decrease peak usage and lower energy cost.



# SOFTWARE FEATURES

## ORGANIZE ENERGY CONSUMERS

Group energy measurements together to track energy cost of individual equipment and departments over time to measure against savings initiatives.




## TIME SERIES DASHBOARD

Dive deeper into your facility energy data to understand more details about usage, behaviors, and cost during production and non-production time.



## ENERGY REPORTS

Scheduled energy reports deliver summary facility and department insights to show details about significant energy users, energy cost, energy savings, and corporate Scope 2 emissions details.





## OTHER SOFTWARE FEATURES

- + Mult-site management: Single log-in and one interface to manage multiple locations
- + Reporting: Track compliance to corporate initiatives related to energy savings and sustainability
- + User Account Levels: Different user account levels restrict access and control to the system to provide basic users with only the tools they need
- + Alerts and alarms: Notifications are sent immediately when issues are detected
- + Equipment Uptime: Use other supported Industrial sensors to monitor motor temperature and vibration or Compressed Air
- + Automation: Build schedules for different areas based on production hours or other factors to adjust HVAC and Lighting behaviors automatically (optional)
- + Expansion: Use with other Synapse-enabled devices to add control of lighting systems, compressed air, or HVAC systems (optional)

## HARDWARE COMPONENTS



CBSSW-450-002  
**Site Controller**

The CBS Site Controllers are key components of every SimplySnap solution from Synapse. Site Controllers coordinate communication out to all the Synapse-enabled devices that are part of the mesh network. They manage system configuration details, gather power and status information, apply zone behaviors, store scheduled events, generate notifications, and update Synapse hardware when new features or enhancements are added.

## Wireless Industrial Hardware and Sensors

The Sense 4-20 and Bridge 485 Industrial Connectivity Hardware support a range of sensors for energy and environmental monitoring and the IIoT Repeater adds additional connections to extend the mesh network across longer distances or around obstructions.

Industrial Sensors include CT-Sensors for energy monitoring, Temperature and Vibration sensors to measure detailed information to understand the energy use in addition to the equipment state and health across equipment groups, departments, business divisions, or for the entire corporation.



## CLOUD BASED SOFTWARE

Solution	Description
SimplySnap Energy Management	Contact Sales for proposals and questions about Cloud software subscription, services, and support packages available.